

Loewe bild 3.55

EU energy efficiency class: B

Screen diagonal (in cm) / Screen diagonal (in inch): 140 / 55

Power consumption "ON"¹ (in W): 150

Annual energy consumption (kWh)²: 208

Power consumption in stand-by mode / off (in W): 0.38 / 0

Resolution (in pixels): Ultra HD (3840x2160)

Box contents: **Set up option table**

Table Stand Art 55

W 123.0 / H 78.1 / PD 5.5 / TD 32.0

Aluminium, manually rotatable (+/- 20°),

Loewe assist system remote control

incl. batteries



Set-up options

Set up option wall

Wall Mount Slim / VESA Size 400

W 123.0 / H 75.4 / PD 5.5 / TD 6.8

Chrome Silver, flat mounting

Set up option wall, tiltable

WM 67, Black

W 123.0 / H 75.4 / PD 5.5 / TD 10.6



Set up option wall, flexible

Wall Mount Isoflex 32 - 55³

W 123.0 / H 75.4 / PD 5.5 / TD 10.6

Aluminium, folds flat, can be pulled out, rotated and pivoted,

intelligent cable management



TV

Versions

	Model	Article no.	EAN Code
■ Graphite Grey	55 dal	56460D82	4011880163354
	55	56460D80	4011880162609
■ Light Grey	55 dal	56460S82	4011880163361
	55	56460S80	4011880162593

Set up option table

Table Stand Connect 55

W 123.0 / H 78.9 / PD 5.5 / TD 33.8

Chrome, manually rotatable (+/- 20°)



Loewe | ■ Spectral Rack

Different versions, sizes and colours available to match Loewe TV, sound system and equipment.

More details are available at the Loewe partner stores.

Rack 110: W 110.0 x H 36.8 x D 48.2

Rack 165: W 165.2 x H 36.8 x D 48.2

Rack 165+56: W 221.0 x H 36.8 x D 48.2



Dimensions in cm: W = width, H = height, PD = product depth, TD = total depth, BP = diameter/dimensions of base plate. Technical modifications and errors excepted.

¹ To EN 62087:2012. ² On the basis of four hours of operation per day, 365 days a year. Actual energy consumption depends on the purpose for which the TV is used.

³ Only in conjunction with VESA Size 400 adapter.

LOEWE.

Set-up options

Set up option floor, manual rotation

Floor Stand Connect 40 – 55

W 123.0 / H 118.5 / PD 5.5 / BP 53.0

Aluminium, manually rotatable (+ / – 45°),
concealed cable routing



Set up option floor, manual rotation

Floor Stand Plate 55_65

W 123.0 / H 123.1 / PD 5.5 / BP Ø 56.0

Light grey, manually rotatable (+ / – 20°),
concealed cable routing



Set up option floor (universal), manual rotation

Floor Stand Universal 32 – 55¹

W 123.0 / H 118.9 / PD 5.5 / BP 50.2

Aluminium Silver, manually rotatable (+ / – 45°),
concealed cable routing




Set up option floor / ceiling

Screen Lift Plus²

W 123.0 / H 300.0 / PD 5.5 / TD 19.5

Brushed Aluminium, manually rotatable (+ / – 90°),
concealed cable routing



Dimensions in cm: W = width, H = height, PD = product depth, TD = total depth, BP = diameter/dimensions of base plate. Technical modifications and errors excepted.



¹ Only in conjunction with a corresponding adapter, to be ordered separately. ² Only in conjunction with VESA Size 400 adapter.

LOEWE.

Technical information

Loewe bild 3

55 dal 55 

Image+ (Image)	55 dal 	55 
Resolution (in pixels)	Ultra HD (3840 x 2160)	Ultra HD (3840 x 2160)
Display technology	LCD with E-LED-Backlight	LCD with E-LED-Backlight
Screen diagonal (in cm/inch) / Response time (in ms)	140 / 55 / 6	140 / 55 / 6
Brightness (in cd/m ²) / Viewing angle (horizontal/vertical)	450 / 178°	450 / 178°
Contrast filter glass	—	—
Ultra HD Super Resolution Scaling / Image+ Active / 24 p motion picture display	● / ● / ●	● / ● / ●
3D technology / Active Glasses 3D	● / ○	● / ○
Video auto-dimming (VBD+) / Interior auto-dimming (OPC) / Home Mode	● / ● / ●	● / ● / ●
Digital+ (Television Standards)		
DVB-T2 ¹ / DVB-C2 / DVB-C / DVB-S2 / Multistandard (analogue) / Dual Channel	● / — / ● / ● / ● / ●	● / — / ● / ● / ● / ●
MPEG / MPEG2 / MPEG4 (H.264) / HEVC (H.265) / integrated HDTV reception ²	● / ● / ● / ● / ●	● / ● / ● / ● / ●
DVB radio / Unicable (acc. EN 50494)	● / ●	● / ●
Sound+ (Audio)		
Output in W (sine / music)	2 x 20 / 2 x 40	2 x 20 / 2 x 40
Acoustic speaker concept	Speaker Box	Speaker Box
Integrated 5.1 AV-Receiver / Digital audio link	● / ●	— / —
Dolby Digital / Dolby Digital Plus / DTS	● / ● / ●	● / — / —
Individual bass and treble control / Loudness	● / ●	● / ●
Automatic Volume Control (AVC)	●	●
Audio out available: variable / fixed / Subwoofer	● / ● / ●	● / ● / ●
Assist+ (Operation)		
Loewe os / Home Screen (incl. favorites)	● / ●	● / ●
Loewe App (Android / iOS)	● / ●	● / ●
HDR Compatible (Dolby Vision / HDR 10 / HLG)	— / ● / ●	— / ● / ●
Electronic Program Guide (SI-data)	●	●
MediaText (HbbTV) / Video text (Level 2.5)	● / ●	● / ●
Menu languages ³ / Context Related Help	● / ●	● / ●
Parental Lock / Automatic turn-off / Timer	● / ● / ●	● / ● / ●
Instant Channel Zapping / Quick Start Mode	● / ●	● / ●
Programme positions including AV and radio	6,000	6,000
Digital Link HD (CEC)	●	●
PIP (AV) ⁴ / Full PIP / Split screen TV: Video text	● / ● / ●	● / ● / ●
MediaUpdate (via USB / Internet)	● / ●	● / ●
Media+ (Multimedia functions)		
DR+ / storage capacity in GB / USB recording	— / — / ●	— / — / ●
DR+ Streaming server / client / Follow-Me	— / ● / ●	— / ● / ●
Multi Recording / Mobile Recording ⁵	○ / ○	○ / ○
Photo player / Music player / Video player (via Home network and USB incl. Ultra HD)	● / ● / ●	● / ● / ●
Digital Media Renderer (incl. Ultra HD) / Bluetooth Music Player ⁵	● / ○	● / ○
Internetapps (MediaNet) / Internet Browser / Internet radio (incl. search function)	● / ● / ●	● / ● / ●
Connectivity+ (Anschlüsse)		
HDMI with HDCP	4 (4x UHD, 1x ARC)	4 (4x UHD, 1x ARC)
LAN network connection / integrated WLAN	● / ●	● / ●
Common Interface / CI Plus 1.3 certified ⁶	2 / ●	2 / ●
Home Control Interface / IR-Link ⁷ / Motor control	● / ● / —	● / ● / —
Digital Audiolink (DAL) ⁸ / Digital Audio-Out (cinch)	● / ●	— / ●
Analogue Audio-Out (L/R) / Headphone (jack 3.5 mm)	● / ●	● / ●
Micro-AV ⁹ (Component / Scart / VGA)	● / ● / ●	● / ● / ●
USB	3 (1x 3.0)	3 (1x 3.0)
Environment		
EU energy efficiency class / Annual energy consumption (kWh) ¹⁰	B / 208	B / 208
Power consumption in stand-by mode / off (in W)	0.38 / 0	0.38 / 0
Power consumption "ON" ¹¹ (in W) / Peak luminance ratio in %	150 / 65	150 / 65
Mercury content in mg / contains lead ¹²	0.0 / traces	0.0 / traces
Miscellaneous		
Weight in kg	29.3	29.3
Power switch / Mains voltages	● / 220–240 V, 50 / 60 Hz	● / 220–240 V, 50 / 60 Hz
VDE-safety standard (inspection seal)	●	●

● = included/installed ○ = upgradeable/optional

¹ The reception of DVB-T2 programmes is available in selected countries.² Reception of digital channels may be limited by individual regulations from the respective broadcaster/provider. UK models are Freeview HD compliant.³ D-GB-F-I-E-NL-CZ-GR-PL-H-FIN-SLO-SK-TR-S-DK-P-RUS-N⁴ AV-PIP is only available in combination with DVB-T/C/S.⁵ Available via optional feature upgrade drive.⁶ CI Plus is backwards compatible with CI.⁷ Functionality is dependent on module availability from the supplier.⁷ Only in conjunction with a corresponding adapter and selected devices (RC5, 36 kHz), to be ordered separately.⁸ Loewe System 5.1 Out, Stereo Out, Subwoofer Out.⁹ Only in conjunction with a corresponding adapter, to be ordered separately.¹⁰ On the basis of four hours of operation per day, 365 days a year.¹¹ Actual energy consumption depends on the purpose for which the TV is used.¹² To EN 62087:2012.¹² Traces may occasionally be found in electronic components (in compliance with the recast European RoHS directive).