
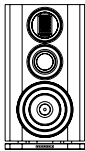
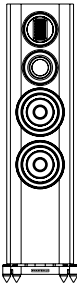
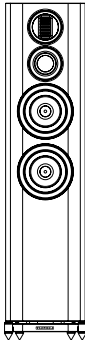

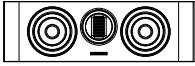
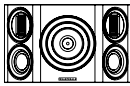


Specifications

Model	 EVO 4.1	 EVO 4.2	 EVO 4.3	 EVO 4.4
General Description	2-way bookshelf speaker	3-way bookshelf speaker	3-way floorstanding speaker	3-way floorstanding speaker
Enclosure Type	bass reflex	bass reflex	bass reflex	bass reflex
Transducer Complement	2-way	3-way	3-way	3-way
Bass Driver	5"(130mm) black woven Kevlar® cone	6.5"(165mm) black woven Kevlar® cone	5"(130mm) black woven Kevlar® cone x2	6.5"(165mm) black woven Kevlar® cone x2
Midrange Driver	--	2"(50mm) soft dome	2"(50mm) soft dome	2"(50mm) soft dome
Treble Driver	30°60mm AMT	30°60mm AMT	30°60mm AMT	30°60mm AMT
AV Shield	No	No	No	No
Sensitivity (2.83V @ 1M)	87dB	87dB	88dB	89dB
Recommended Amplifier Power	25-100W	25-120W	25-150W	30-200W
Peak SPL	104dB	105dB	105dB	107dB
Nominal Impedance	8Ω compatible	8Ω compatible	8Ω compatible	8Ω compatible
Minimum Impedance	3.5Ω	4.0Ω	4.4Ω	4.3Ω
Frequency Response (+/-3dB)	64Hz ~ 22kHz	54Hz ~ 22kHz	48Hz ~ 22kHz	44Hz ~ 22kHz
Bass Extension (-6dB)	55Hz	48Hz	42Hz	38Hz
Crossover Frequency	2.9kHz	1.4kHz,3.9kHz	1.3kHz,4.3kHz	1.4kHz,4.7kHz
Dimensions (HxWxD)	335 x 210 x (285+10)mm	455 x 250 x (340+10)mm	875 x 210 x (285+10)mm	1060 x 250 x (340+10)mm
Net Weight	7.8kg/pcs	13.4kg/pcs	22.8kg/pcs	25.6kg/pcs

Model	 EVO 4.C	 EVO 4.CS	 EVO 4.S
General Description	3-way centre speaker	2-way centre speaker	3-way surround speaker
Enclosure Type	bass reflex	bass reflex	closed box
Transducer Complement	3-way	2-way	3-way
Bass Driver	6.5"(165mm) black woven Kevlar® cone x2	5"(130mm) black woven Kevlar® cone x2	6.5"(165mm) black woven Kevlar® cone
Midrange Driver	2"(50mm) soft dome		2"(50mm) soft dome x2
Treble Driver	30°60mm AMT	30°60mm AMT	30°60mm AMT x2
AV Shield	No	No	No
Sensitivity (2.83V @ 1M)	90dB	89dB	88dB
Recommended Amplifier Power	25-150W	25-100W	25-120W
Peak SPL	108dB	103dB	106dB
Nominal Impedance	8Ω compatible	8Ω compatible	8Ω compatible
Minimum Impedance	4.3Ω	4.4Ω	3.9Ω
Frequency Response (+/-3dB)	48Hz ~ 22kHz	50Hz ~ 22kHz	70Hz ~ 22kHz
Bass Extension (-6dB)	42Hz	45Hz	65Hz
Crossover Frequency	1.5kHz,3.9kHz	2.7kHz	1.5kHz, 4.4kHz
Dimensions (HxWxD)	245 x 750 x (340+10)mm	185 x 585 x (265+10)mm	245 x 400 x (145+10)mm
Net Weight	15.8kg/pcs	11.6kg/pcs	11.8kg/pcs