

Full HD 1080p high definition projector delivers vivid image quality along with exceptional installation flexibility.

## Full HD 1080p



### Key Features

- Full HD 1080p resolution
- 8,200 ANSI lumens light output
- 2500:1 contrast ratio
- 5 digital inputs
- 3G SDI enabled
- HDBaseT-enabled
- Accentualizer—advanced image processing
- High dynamic contrast range (HDCR)
- Built-in dual color wheels
- 360° and portrait mode projection

**1.800.HITACHI**  
**dmd.info@hal.hitachi.com**  
**hitachi-america.us/projectors**



As part of Hitachi's Professional Series, the CP-HD9321 DLP® projector is a true achievement in graphics display technology and performance. Offering the most advanced functionality with full HD 1080p (1920 x 1080) resolution, Hitachi's CP-HD9321 is a perfect choice for large auditoriums, conference rooms, museums, and concert or stage productions. It can provide 24/7 use, plus 8,200 ANSI lumens light output and 2500:1 contrast ratio results in a super bright display with outstanding image clarity and uniformity. Always on the cutting-edge of technology, Hitachi's CP-HD9321 incorporates 5 digital inputs including 3G SDI for broadcast capability, plus is an HDBase-T enabled projector which delivers whole-home and commercial distribution of uncompressed HD multimedia content over a single CAT5e/6 cable. HDBaseT is unique in its ability to provide professional installers with a much simpler and more cost-effective way to transmit uncompressed HD video. No matter how large the application environment, the CP-HD9321 delivers larger-than-life performance. For added peace of mind, Hitachi's CP-HD9321 is also backed by a generous warranty and our world-class service and support programs.

# CP-HD9321



## UNIQUE FEATURES

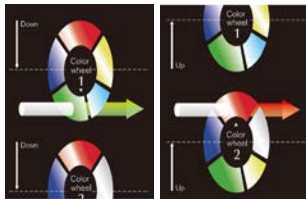
### Accentualizer

Hitachi original technology makes pictures look more real by enhancing sharpness, gloss and shade to make pictures as clear as pictures on a flat-panel device. You can also adjust the effects by three levels according to your surroundings so that the colors of projected images are the actual colors of the objects they represent.



### Built-in Dual Color Wheel

Two color wheels are built in to match usage conditions. By switching the color wheel, you can achieve an image quality to match the projected image. Previously requiring the services of an expert, Hitachi unique technology allows you to switch the color wheel in about 10 seconds by the remote control without having to open the chassis to install the color wheel.




Rich Color Mode Bright Mode

**Rich Color Mode:** Reproduces color in levels equivalent to digital cinema. Ideal for use in museums and for viewing videos that emphasize color.

**Bright Mode:** Prioritizes brightness and sharpens white colors. Achieves projections with contrast and bright images, making it ideal for presentations and other situations that require the sharing of information.

### Dual Lamp and 24/7 Usable

Equipped with the highly reliable Dual Lamp System. If one lamp stops functioning during use, the second lamp activates and projects the image with no interruption in the projection. Also, 24 hours of continuous operation is available with the Alternative mode which alternates the use of the two lamps.



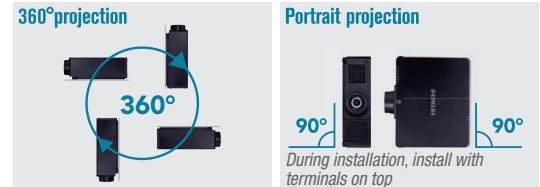
### HDCR (High Dynamic Contrast Range)

When average projectors are used in bright rooms, the darker colors of an image deteriorate and images become unclear. Using this function, blurred images caused by room lighting or outside light sources are corrected, and an effect similar to increasing contrast occurs. This results in clear images even in bright rooms.



### 360° Rotation/Portrait Projection

Display rotation of 360° and portrait projection for creative applications and greater installation flexibility.



### Variety of Interchangeable Lenses

Six lenses are available to match various screen sizes and installation environments. Projection is possible in diverse installation areas from small conference rooms to auditoriums, convention halls and other large spaces.

|  | Projection distance for 100" screen (Full screen)<br>(Projector's front to screen) | Throw ratio | Projection distances for optional lenses when projecting onto a 100" screen (Full screen) |
|--|--|-------------|---|
| <b>USL-901</b><br>Ultra short throw lens<br>Zoom: x1.3 | 69 - 86  | 0.8 - 1.0   |   |
| <b>SL-902</b><br>Short throw lens<br>Zoom: x1.5        | 103 - 153  | 1.1 - 1.7   |   |
| <b>SD-903W</b><br>Standard lens<br>Zoom: x1.5          | 143 - 215  | 1.6 - 2.4   |   |
| <b>ML-904</b><br>Middle throw lens<br>Zoom: x1.5       | 211 - 322  | 2.4 - 3.6   |   |
| <b>LL-905</b><br>Long throw lens<br>Zoom: x1.6         | 307 - 495  | 3.5 - 5.6   |   |
| <b>UL-906</b><br>Ultra long throw lens<br>Zoom: x1.6   | 485 - 769  | 5.5 - 8.8   |   |

H10333-Rev.1-10/14  
All specifications subject to change without notice.  
DLP® and the DLP logo are registered trademarks of Texas Instruments.  
©2014 Hitachi America, Ltd. All Rights Reserved.

### Hitachi America, Ltd.

Toll Free: 1.800.HITACHI • Email: [dmd.info@hal.hitachi.com](mailto:dmd.info@hal.hitachi.com)  
Web: [hitachi-america.us/projectors](http://hitachi-america.us/projectors)  
Blog: [dmd.hitachi-america.us/blog](http://dmd.hitachi-america.us/blog)



## STANDARD FEATURES

**Center Lens Design:** This feature makes it easy to align the projector with the center of the screen for faster and trouble-free setup.

**Motorized Zoom, Focus and Lens Shift Control:** Allows for greater range of installation possibilities. With the motorized function you can make fine adjustments through the remote control or RS232/IP device.

**Multiple Lens Options:** 6 optional lenses are available: USL901, SL902, SD903W, ML904, LL905, UL906. An optional short zoom lens developed by Hitachi offers powered zoom, powered focus and adequate lens shift. This lens increases installation versatility like never before.

**Perfect Fit 2:** Enables the user to adjust individual corners and sides independent of one another. Perfect Fit 2 provides vertical and horizontal digital correction of either barrel or pin cushion distortions. This feature helps correct geometric and complicated distortions. Perfect Fit 2 allows the projected image to fit correctly to the screen quickly and easily.

**Picture By Picture:** Enables the content from two input sources to be displayed simultaneously, side by side on one screen. You can use two sources including 2 HDMI, with both images sharing equal screen size. The feature is ideal for teleconferencing applications.

**Picture In Picture:** Enables you to display one image inside another image using two sources including 2 HDMI

**Status Monitor:** With Hitachi's status monitor, you'll have access in real time to projector diagnostics. Status updates include configuration information, maintenance history, as well as error and alarm messaging.

**Network Control, Maintenance and Security:** Embedded networking gives you the ability to manage and control multiple projectors over your LAN. Features include scheduling of events, centralized reporting, image transfer and e-mail alerts for reactive and routine maintenance.

**PJMessenger:** PJMessenger function allows you to send and display text messages and audio alerts on your networked projectors. It is an easy and efficient way to send announcements out to multiple units.

**Wireless Presentation Compatible:** Connect the projector to a computer or your network using the optional USB wireless adapter (part number USBWL11N). The adapter supports IEEE802.11b/g and 11n.



Front View



Rear View



Top View




3/4 View



Right Profile

## Input/Outputs



- |                   |                                  |                     |
|-------------------|----------------------------------|---------------------|
| 1. Lens Shift     | 10. Control port                 | 18. AC In           |
| 2. Menu           | 11. DVI-D                        | 19. Kensington Lock |
| 3. Zoom           | 12. HDBaseT™                     | 20. Function        |
| 4. Status Monitor | 13. USB-A (for wireless adapter) | 21. Standby / On    |
| 5. SDI/Digital    | 14. LAN                          | 22. Shutter         |
| 6. Monitor Out    | 15. Composite Video              | 23. Security Bar    |
| 7. Computer In    | 16. Remote Out                   | 24. Input           |
| 8. HDMI 2         | 17. Remote In                    | 25. Focus +/-       |
| 9. HDMI 1         |                                  |                     |



# CP-HD9321

HI0333-Rev.1-10/14  
All specifications subject to change without notice.  
DLP® and the DLP logo are registered trademarks of Texas Instruments.  
©2014 Hitachi America, Ltd. All Rights Reserved.

## Hitachi America, Ltd.

Toll Free: 1.800.HITACHI • Email: [dmd.info@hal.hitachi.com](mailto:dmd.info@hal.hitachi.com)  
Web: [hitachi-america.us/projectors](http://hitachi-america.us/projectors)  
Blog: [dmd.hitachi-america.us/blog](http://dmd.hitachi-america.us/blog)





| Accessories and Lenses      |   |
|-----------------------------|---|
| <b>Supplied Accessories</b> | Remote control, power cord, computer cable, user's manual, security label, application CD, adapter cover  |
| <b>Optional Accessories</b> | USBWL11N USB wireless adapter   |
| <b>Optional Lenses</b>      | 6 optional lenses are available: USL901, SL902, SD903W, ML904, LL905, UL906. An optional short zoom lens developed by Hitachi offers powered zoom, powered focus and adequate lens shift. This lens increases installation versatility like never before. |
| Replacement Parts           |   |
| <b>Lamp</b>                 | DT01731   |
| <b>Remote Control</b>       | HL02804   |
| <b>Filter</b>               | UX39551   |

### Projection Throw Chart

| Screen Size | 16:9     |       | Throw Distance |     |
|-------------|----------|-------|----------------|-----|
|             | Diagonal | Width | Min            | Max |
| 50          | 44       | 71    | 107            |     |
| 100         | 87       | 143   | 215            |     |
| 200         | 174      | 288   | 431            |     |
| 300         | 261      | 432   | 646            |     |
| 600         | 523      | 864   | 1293           |     |

Throw Ratio: 1.6 - 2.4 : 1 (distance : width)  
Screen size and throw distance are measured in inches with standard lens SD903W.

### Projection Lens Chart

| Lens           | Inches    | Meters      |
|----------------|-----------|-------------|
| <b>US-L901</b> | 69 - 86   | 1.8 - 2.2   |
| <b>SL-902</b>  | 103 - 153 | 2.6 - 3.9   |
| <b>SD-903W</b> | 143 - 215 | 3.6 - 5.5   |
| <b>ML-904</b>  | 211 - 322 | 5.4 - 8.2   |
| <b>LL-905</b>  | 307 - 495 | 7.8 - 12.6  |
| <b>UL-906</b>  | 485 - 769 | 12.3 - 19.5 |

Projection distances measured in inches and meters with standard lens and optional lenses when projecting onto a 100" diagonal screen.

| Specifications     |  |   |
|--------------------|--|---|
| Display            | <b>Projection Technology</b>             | Single chip DLP   |
|                    | <b>Resolution</b>                        | Full HD 1080p (1920 x 1080)   |
|                    | <b>Light Output</b>                      | 8,200 ANSI lumens   |
|                    | <b>Colors</b>                            | 16.7 million colors   |
|                    | <b>Aspect Ratio</b>                      | Native 16:9 / 4:3 and 16:10 compatible  |
|                    | <b>Contrast Ratio</b>                    | 2500 : 1 (using active IRIS)  |
| Lens & Operation   | <b>Throw Ratio</b><br>(distance : width) | Specification will vary depending on which lens is used with the projector.   |
|                    | <b>Focus Distance</b>                    | 71" - 1293" (with standard lens)  |
|                    | <b>Display Size</b>                      | 50" - 600"  |
|                    | <b>Lens</b>                              | Specification will vary depending on which lens is used with the projector.   |
|                    | <b>Lamp Wattage</b>                      | 370W x 2  |
|                    | <b>Expected Lamp Life*</b>               | Approximately 2,000 hours (standard mode)<br>4,000 hours (Eco mode)<br>In portrait mode 1,000 hours (standard and Eco mode) |
| Compatibility      | <b>Expected Filter Life**</b>            | Approximately 15,000 hours  |
|                    | <b>Speaker Output</b>                    | N/A   |
|                    | <b>Keystone</b>                          | H and V: +/- 12.5° (Note: Input signal is 1920 x 1080)  |
|                    | <b>Computer</b>                          | VGA, SVGA, XGA, WXGA/WXGA+/SXGA/SXGA+/WSXGA+/UXGA/WUXGA (compressed), MAC 16"   |
|                    | <b>H-Sync</b>                            | 31.5 kHz - 106 kHz  |
|                    | <b>V-Sync</b>                            | 56 Hz - 120 Hz  |
| Connectors         | <b>Composite Video</b>                   | NTSC, NTSC4.43, PAL, PAL-M, -N, SECAM   |
|                    | <b>Component Video</b>                   | 480i, 480p, 576i, 720p, 1080i, 1080p  |
|                    | <b>HDMI</b>                              | 480i, 480p, 576i, 720p, 1080i, 1080p, Computer signal TMDS clock 27 MHz - 150 MHz   |
|                    | <b>Digital Input</b>                     | HDMI x 2 (HDCP compliant), DVI-D x 1, HDBaseT x 1, 3G SDI x 1   |
|                    | <b>Computer Input 1</b>                  | 15-pin mini D-sub x 1   |
|                    | <b>Computer Monitor Output</b>           | 15-pin mini D-sub x 1   |
| Ratings & Warranty | <b>Video Input</b>                       |   |
|                    | S-Video                                  | N/A   |
|                    | Composite Video                          | BNC x 1   |
|                    | Component Video                          | 15-pin D-sub shrink x 1 (shared with analog computer in 1)  |
|                    | <b>Audio Input</b>                       | N/A   |
|                    | <b>Audio Output</b>                      | N/A   |
| Ratings & Warranty | <b>Network LAN Wired</b>                 | RJ-45 port (10 base-T / 100 base-TX)  |
|                    | <b>Network LAN Wireless</b>              | USB-A, IEEE802.11 b/g/n - optional wireless adapter required  |
|                    | <b>USB</b>                               | Type A x 1 (wireless adapter)   |
|                    | <b>Wired Remote Control</b>              | 3.5 mm stereo mini jack (IN/OUT)  |
|                    | <b>Control Terminals</b>                 | 9-pin D-sub x 1 (RS-232 control)  |
|                    | <b>Power Supply</b>                      | AC110-120V / AC220-240V, 50/60Hz  |
| Ratings & Warranty | <b>Power Consumption</b>                 | 1060W / 990W  |
|                    | <b>Operating Temperature</b>             | 32°F - 113°F (0°C - 45°C)   |
|                    | <b>Dimensions (W x D x H)</b>            | 21.1" x 17.2" x 6.7" (without lens) (537 x 438 x 170 mm)  |
|                    | <b>Weight</b>                            | Approximately 36.6 lbs. (16.6 kg) (without lens)  |
|                    | <b>Approvals</b>                         | UL60950-1/cUL, FCC Part 15 subpart B class A  |
|                    | <b>Warranty</b>                          | 3 year limited parts and labor<br>Extended Service Contract available (additional cost)                                     |

\* Actual lamp life will vary by individual lamp and based on environmental conditions, selected operating mode, user settings and usage. Hours of average lamp life specified are not guaranteed and do not constitute part of the product or lamp warranty. Lamp brightness decreases over time.

\*\* Actual filter life will vary by individual filter and based on environmental conditions, selected operating mode, user settings and usage. Hours of average filter life specified are not guaranteed and do not constitute part of the product warranty.

# CP-HD9321

